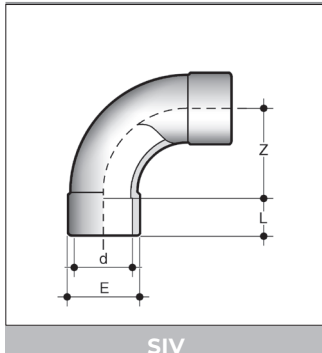




lijmfittings  
raccords à coller  
fittings for solvent welding

PVC

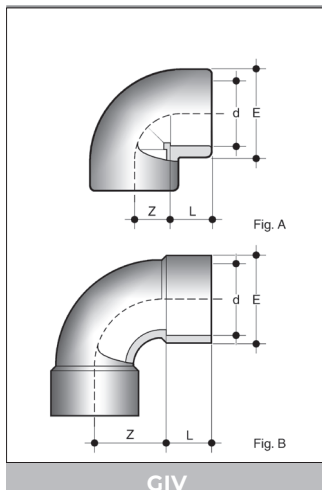


BOCHTEN 90°  
COURBES A 90°  
BENDS 90°

Beide zijden lijmmof. Andere diameters op aanvraag.  
Deux côtés femelles à coller. Autres diamètres sur demande.  
Sockets for solvent welding. Other diameters on request.

d	L	Z	E	€/ST//PC
20	16	40.5	27	5.79
25	19	50.0	33	6.35
32	22	65.5	41	8.69
40	26	80.5	50	11.72
50	31	100.5	61	16.50
63	38	127.0	76	19.41
75	44	150.0	94	43.03
90	51	180.0	113	48.83
110	61	220.0	137	87.45
*160	86	207.0	189	217.72

\* PN10



KNIEËN 90°  
COUDES A 90°  
ELBOWS 90°

Beide zijden lijmmof  
Deux côtés femelles à coller  
Sockets for solvent welding

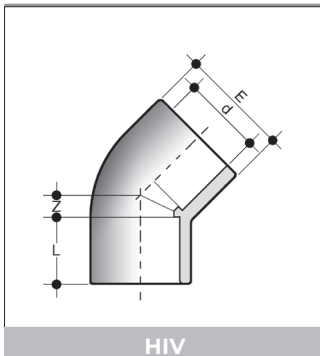
d	L	Z	E	TYPE	€/ST//PC
6	12.0	4.0	10.0	A	3.61
8	12.0	5.0	12.0	A	3.61
10	12.0	6.0	16.0	A	3.61
12	12.0	7.5	16.0	A	1.25
16	14.0	9.0	22.0	A	1.40
20	16.0	12.0	26.0	A	1.37
25	19.0	13.5	31.5	A	1.56
32	22.0	17.5	39.0	A	1.94
40	26.0	21.5	48.0	A	3.04
50	31.0	26.0	58.5	A	4.00
63	37.5	32.5	73.0	A	6.25
75	44.0	39.0	87.0	A	12.19
90	51.5	46.5	104.0	A	18.06
110	61.5	56.5	126.0	A	27.49
125	69.0	64.0	148.0	A	60.50
140	77.0	77.0	161.0	A	80.00
160	87.0	82.0	183.0	A	115.96
* 180	96.0	94.0	215.0	A	236.57
200	107.0	102.0	222.0	A	167.93
225	119.5	114.5	249.0	A	203.71
* 250	131.0	188.0	287.0	B	432.99
* 280	147.0	210.0	325.0	B	607.54
* 315	164.0	236.0	359.0	B	756.26
** 355	184.0	-	386.0	B	995.50
** 400	206.0	202.0	439.0	B	1165.73

\* PN10 \*\* PN 5



lijmfittings  
raccords à coller  
fittings for solvent welding

PVC



KNIEEN 45°  
COUDES A 45°  
ELBOWS 45°

Beide zijden lijmmof.  
Deux côtés femelles à coller.  
Sockets for solvent welding.

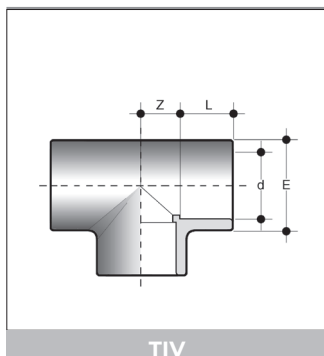
d	L	Z	E	€/ST/PC
12	12.0	4.0	17.0	2.27
16	14.0	5.0	21.0	2.27
20	16.0	5.5	28.0	2.27
25	19.0	6.0	33.0	2.27
32	22.0	7.5	41.0	2.81
40	26.0	10.5	50.0	3.56
50	31.0	12.0	58.5	4.57
63	37.5	14.5	73.0	7.12
75	44.0	17.0	90.0	12.04
90	51.0	21.5	107.0	16.65
110	62.0	25.0	127.0	37.16
125	69.0	31.0	147.0	59.56
140	76.0	34.0	163.0	64.93
160	86.0	38.0	192.0	76.06
* 180	96.0	38.0	208.0	166.20
* 200	106.0	48.0	230.0	119.67
* 225	119.0	55.0	260.0	255.43
* 250	131.0	58.0	286.0	352.15
* 280	147.0	62.0	320.0	481.99
* 315	164.0	66.0	359.0	665.32
** 355	184.0	-	386.0	844.93
** 400	206.0	83.0	439.0	978.63

\* PN 10      \*\*PN 5



lijmfittings  
raccords à coller  
fittings for solvent welding

PVC



T-STUKKEN 90°

TES A 90°

TEES 90°

Beide zijden lijmmof. Andere diameters op aanvraag.  
Deux côtés femelles à coller. Autres diamètres sur demande.  
Sockets for solvent welding. Other diameters on request.

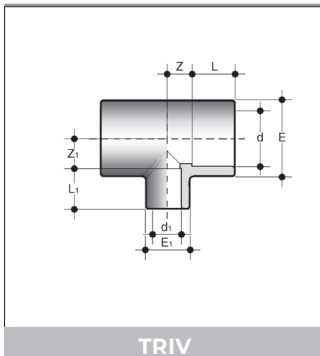
d	L	Z	E	€/ST/PC
6	12.0	4.0	11.0	4.59
8	12.0	5.0	13.0	4.59
10	12.0	6.0	16.0	4.59
12	12.0	8.0	17.0	4.59
16	14.0	9.0	22.0	1.45
20	16.0	11.0	27.0	1.56
25	19.0	14.0	33.0	1.73
32	22.0	18.0	40.0	2.36
40	26.0	22.0	49.0	3.63
50	31.0	26.0	58.5	5.20
63	37.5	32.5	73.0	8.13
75	44.0	39.0	88.0	13.91
90	52.0	46.0	105.0	22.20
110	61.5	57.0	127.0	35.98
125	69.0	64.0	143.5	79.70
140	77.0	72.0	161.0	106.22
160	87.0	82.0	183.0	121.08
* 180	96.0	94.0	215.0	274.07
* 200	107.0	102.0	222.5	208.17
* 225	119.5	114.5	250.5	220.93
* 250	131.0	128.0	286.0	479.23
* 280	147.0	144.0	319.0	718.82
* 315	164.0	162.0	360.0	884.78
** 355	184.0	294.0	386.0	1656.43
** 400	206.0	280.0	432.0	1656.43

\* PN10 \*\* PN 5



lijmfittings  
raccords à coller  
fittings for solvent welding

PVC



VERLOOP T-STUKKEN 90°  
TES REDUITS A 90°  
TEES 90° REDUCING

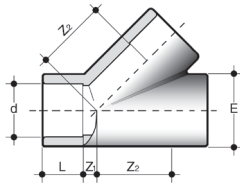
Alle zijden lijmmof, spruit gereduceerd. Andere diameters op aanvraag.  
Trois côtés femelles à coller, tubulure réduite. Autres diamètres sur demande.  
Sockets for solvent welding, offtake socket reduced. Other diameters on request.

d x d'	L	L'	Z	Z'	E	E'	€/ST/PC
25-20	19	16.0	14.0	14.0	33	27.5	3.46
32-20	22	16.0	17.5	17.5	41	28.0	3.56
32-25	22	19.0	17.5	17.5	41	34.0	3.56
40-20	26	16.0	22.0	22.0	50	29.0	5.01
40-25	26	19.0	22.0	22.0	50	34.5	5.01
40-32	26	22.0	22.0	22.0	50	42.0	5.01
50-20	31	16.0	27.0	27.0	61	29.5	6.96
50-25	31	19.0	27.0	27.0	61	35.0	6.96
50-32	31	22.0	27.0	27.0	61	42.5	6.96
50-40	31	26.0	27.0	27.0	61	51.0	6.96
63-25	38	19.0	33.5	33.5	76	36.0	10.12
63-32	38	22.0	33.5	33.5	76	43.5	10.12
63-40	38	26.0	33.5	33.5	76	52.0	10.12
63-50	38	31.0	33.5	33.5	76	62.5	10.12
75-32	44	22.0	40.0	40.0	91	50.0	20.44
75-40	44	26.0	40.0	40.0	91	61.0	20.44
75-50	44	38.0	40.0	40.0	91	76.0	20.44
75-63	44	38.0	40.0	40.0	91	76.0	20.44
90-40	51	26.0	48.0	48.0	109	50.0	29.64
90-50	51	31.0	48.0	48.0	109	61.0	29.64
90-63	51	38.0	48.0	48.0	109	76.0	29.64
90-75	51	44.0	48.0	48.0	109	91.0	29.64
110-50	61	31.0	61.0	61.0	133	61.0	44.78
110-63	61	38.0	61.0	61.0	133	76.0	44.78
110-75	61	44.0	61.0	61.0	133	91.0	44.78
110-90	61	51.0	61.0	61.0	133	109.0	44.78



lijmfittings  
raccords à coller  
fittings for solvent welding

PVC



YIV

#### T-STUKKEN 45°

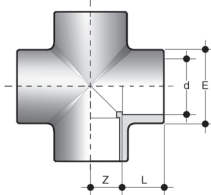
TES A 45°

TEES 45°

Alle zijden lijmmof.  
Trois côtés femelles à coller.  
Sockets for solvent welding.

	d	L	Z <sub>1</sub>	Z <sub>2</sub>	E	€/ST/PC
* 10	12.0	12.0	4.0	18.0	-	6.40
* 12	12.0	12.0	4.0	21.0	-	6.40
* 16	14.0	14.0	5.0	25.0	-	7.22
20	16.0	16.0	7.0	30.0	27.0	5.95
25	19.0	19.0	7.0	35.0	33.0	6.35
32	22.0	22.0	9.0	44.0	41.0	7.12
40	26.0	26.0	11.0	55.0	51.0	11.39
50	31.0	31.0	12.0	68.5	63.0	12.52
63	38.0	38.0	15.0	85.0	78.0	19.83
* 75	44.0	44.0	17.5	94.5	87.5	40.45
* 90	51.5	51.5	20.5	112.5	104.5	91.91
* 110	62.0	62.0	25.0	138.0	127.5	135.59
* 125	69.0	69.0	30.0	167.0	-	150.14
* 140	76.0	76.0	34.0	190.0	-	237.40
* 160	86.0	86.0	35.0	200.0	189.0	209.99

\* PN10



XIV

#### KRUISSTUKKEN

CROIX

CROSSES

Alle zijden lijmmof.  
Quatres côtés femelles à coller.  
Sockets for solvent welding.

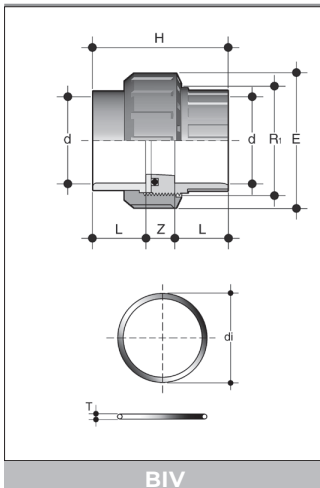
	d	L	Z	E	€/ST/PC
20	16.0	16.0	11.0	28	--
25	19.0	19.0	14.0	35	5.35
32	22.0	22.0	18.0	43	6.54
40	26.0	26.0	23.0	52	9.95
50	31.0	31.0	27.0	64	12.18
63	38.0	38.0	33.5	79	17.66
* 75	41.4	41.4	38.5	92	40.45
* 90	52.5	52.5	46.0	106	77.18
* 110	61.0	61.0	56.0	133	119.51

\* PN 10



lijmfittings  
raccords à coller  
fittings for solvent welding

PVC



DRIEDELIGE KOPPELINGEN  
RACCORDS -UNION 3 PIECES  
SOCKET UNIONS

Beide zijden lijmmof. Afdichting : O-ring EPDM. Ook leverbaar met FPM O-ring.

Deux côtés femelles à coller. Etanchéité : joint torique EPDM. Egalement livrable avec joint torique FPM.

Sockets for solvent welding. Seal : EPDM O-ring. Also available with FPM O-ring.

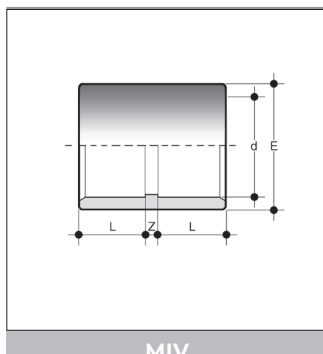
d	R <sup>1</sup>	L	H	Z	E	€/ST/PC
10	5/8"	10	37	12	31	16.49
12	5/8"	10	37	12	31	16.49
16	3/4"	14	41	13	33	16.49
20	1"	16	45	13	41	5.87
25	1 1/4"	19	51	13	50	6.19
32	1 1/2"	22	57	13	58	8.24
40	2"	26	67	15	72	10.07
50	2 1/4"	31	79	17	79	14.29
63	2 3/4"	38	98	22	98	18.94
* 75	3 1/2"	44	110	22	123	83.06
* 90	4"	51	125	23	140	97.64
* 110	5"	61	140	18	165	112.78

\* PN 10



lijmfittings  
raccords à coller  
fittings for solvent welding

PVC



SOKKEN, NIET VERLOPEND  
MANCHONS, NON REDUITS  
DOUBLE SOCKETS

Beide zijden lijmmof. Andere diameters op aanvraag.  
Deux côtés femelles à coller. Autres diamètres sur demande.  
Sockets for solvent welding. Other diameters on request.

d	L	Z	E	€/ST/PC
6	12.0	3.0	14.0	2.90
8	12.0	3.0	15.0	2.90
10	12.0	3.0	16.0	2.90
12	12.0	3.0	16.0	2.90
16	14.0	3.0	21.0	1.00
20	16.0	3.0	26.0	1.13
25	19.0	3.0	32.0	1.08
32	22.0	3.0	40.0	1.27
40	26.0	3.0	50.0	1.73
50	31.0	3.5	58.5	2.45
63	38.0	3.5	73.0	3.74
75	44.0	3.0	90.0	7.71
90	51.0	4.0	108.0	11.17
110	61.5	7.0	127.0	17.09
125	69.0	7.0	148.0	31.67
140	76.0	8.0	164.0	41.23
160	86.0	9.0	186.0	57.35
**180	96.0	8.0	209.0	154.85
200	106.0	11.0	232.0	84.96
225	119.0	11.0	260.0	146.60
*250	131.0	10.0	286.0	231.42
*280	146.0	12.0	355.0	281.36
*315	164.0	12.0	355.0	327.57
**355	185.0	11.0	386.0	442.15
**400	206.0	12.0	432.0	457.68

\* PN10 \*\* PN 5

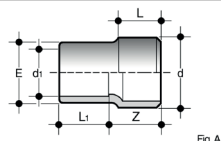


Fig. A

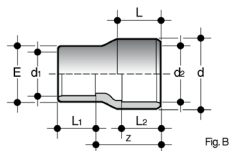


Fig. B

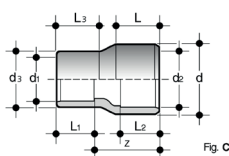


Fig. C

RIV

 VERMINDERINGSSTUKKEN, LANG MODEL  
 REDUCTIONS, MODELE LONGUE  
 REDUCERS, LONG MODEL

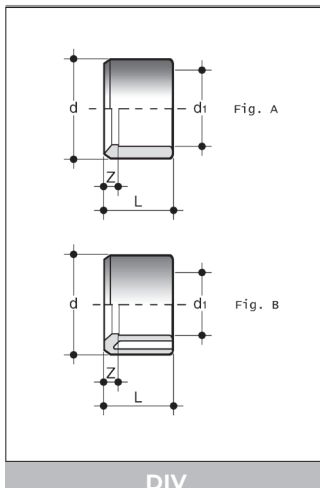
 In- en uitwendige lijmaansluiting.  
 Côté mâle et femelle à coller.  
 Spigot and socket for solvent welding.

d x d <sub>2</sub> x d <sub>1</sub> x d <sub>3</sub>	L	L <sub>1</sub>	L <sub>2</sub>	L <sub>3</sub>	Z	E	FIG.	€/ST/PC
8 x 6		12			15		A	3.11
10 x 6		12			15		A	3.11
10 x 8	12	12			15	16	A	3.11
14 x 10 x 8 x 12	12	12			15		C	3.11
16 x 12 x 10 x 16	12	12			18		C	3.11
16 x 12 x 8 x 12	14	12			18		C	3.11
16 x 12	14	12			18	19	A	0.86
20 x 16 x 12 x 16	12	14			21		C	3.28
20 x 16	16	14			21	22	A	0.86
25 x 20 x 16	19	14	16		24.5	22	B	1.20
25 x 20 x 20	19	16	16		24.5	26	B	1.20
32 x 25 x 16	22	14	19		30	22	B	1.58
32 x 25 x 20	22	16	19		30	27	B	1.58
32 x 25 x 25	22	19	19		30	32	B	1.58
40 x 32 x 20	26	16	22		36	27	B	1.86
40 x 32 x 25	26	19	22		36	32	B	1.86
40 x 32 x 32	26	22	22		36	41	B	1.86
50 x 40 x 20	31	16	26		44	27	B	2.30
50 x 40 x 25	31	19	26		44	32	B	2.30
50 x 40 x 32	31	22	26		44	40	B	2.30
50 x 40 x 40	31	26	26		44	48	B	2.30
63 x 50 x 25	38	19	31		54	32	B	3.77
63 x 50 x 32	38	22	31		54	40	B	3.77
63 x 50 x 40	38	26	31		54	49	B	3.77
63 x 50 x 50	38	31	31		54	60	B	3.77
75 x 63 x 50	44	31	38		62	61	B	11.74
75 x 63 x 63	44	38	38		62	76	B	11.74
90 x 75 x 40 x 50	51	26	44	31	74	-	C	15.72
90 x 75 x 50 x 63	51	31	44	38	74	-	C	15.72
90 x 75 x 63 x 75	51	38	44	44	74	-	C	15.72
90 x 75 x 75 x 90	51	44	44	51	74	-	C	15.72
110 x 90 x 50	61	31	51		88	61	B	16.57
110 x 90 x 63	61	38	51		88	76	B	16.57
110 x 90 x 75	61	44	51		88	89	B	16.57
110 x 90 x 90	61	51	51		88	104	B	16.57
160 x 110	86	61	-		125	137	A	74.30
*200 x 160	106	86	-		156	182	A	104.34

\* PN 10

MRIV: op aanvraag / sur demande / on request



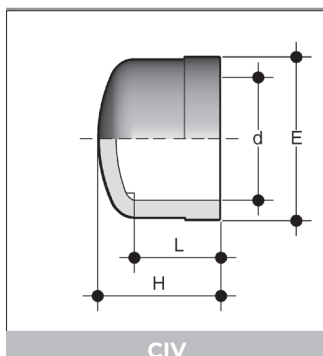

 VERMINDERINGSRINGEN, KORT MODEL  
 DOUILLES DE REDUCTIONS , MODELE COURT  
 REDUCING BUSHES

In-en uitwendige lijmaansluiting. Andere afmetingen op aanvraag.  
 A coller à l'extérieur et à l'intérieur. Autres dimensions sur demande.  
 Spigot and socket for solvent welding. Other dimensions on request.

d x d <sup>1</sup>	L	Z	TYPE	€/ST/PC
12 x 8	14	2.0	A	1.88
16 x 12	14	2.0	A	1.11
20 x 16	16	2.0	A	0.64
25 x 20	16	3.0	A	0.64
32 x 20	22	6.0	A	1.06
32 x 25	22	3.5	A	0.86
40 x 20	26	9.0	B	0.97
40 x 25	26	7.0	B	0.97
40 x 32	26	4.0	A	0.97
50 x 32	31	8.5	B	1.54
50 x 40	31	5.0	A	1.54
63 x 32	38	16.0	B	1.92
63 x 40	38	11.5	B	2.14
63 x 50	38	7.0	A	2.14
75 x 50	44	13.0	B	3.47
75 x 63	44	6.0	A	3.47
90 x 50	51	20.0	B	8.08
90 x 63	51	13.0	B	8.08
90 x 75	51	7.0	A	7.26
110 x 63	61	23.0	B	8.63
110 x 75	61	17.0	B	11.20
110 x 90	61	9.0	A	11.64
125 x 110	69	8.0	A	12.77
140 x 90	76	25.0	B	19.74
140 x 110	76	17.0	B	26.03
140 x 125	76	9.5	A	26.03
160 x 90	86	35.0	B	30.68
160 x 110	86	24.0	B	29.86
* 160 x 125	86	17.0	B	50.60
160 x 140	86	10.0	A	29.86
* 180 x 110	95	34.0	B	58.02
* 180 x 125	95	36.0	B	58.02
* 180 x 140	95	18.0	B	58.02
* 180 x 160	95	11.0	B	58.02
* 200 x 110	106	45.0	B	59.54
* 200 x 125	106	37.0	B	59.54
* 200 x 140	106	29.0	B	59.54
* 200 x 160	106	30.0	B	59.54
* 200 x 180	106	10.0	A	59.54
* 225 x 110	118	57.0	B	93.43
* 225 x 125	118	49.0	B	93.43
* 225 x 140	118	41.0	B	89.01
* 225 x 160	119	33.0	B	48.38
* 225 x 180	118	22.0	B	89.01
* 225 x 200	119	13.0	A	51.08

d x d <sup>1</sup>	L	Z	TYPE	€/ST/PC
* 250 x 160	132	45.0	B	177.43
* 250 x 180	132	36.0	B	193.40
* 250 x 200	132	25.0	A	177.43
* 250 x 225	132	12.0	A	177.43
** 280 x 200	146	40.0	B	197.86
** 280 x 225	147	27.0	B	197.86
** 280 x 250	147	15.0	A	197.86
* 315 x 200	165	85.0	B	217.94
* 315 x 225	165	45.0	B	224.12
* 315 x 250	165	33.0	B	224.02
* 315 x 280	165	18.0	A	224.02
** 355 x 315	184	21.0	B	235.75
** 400 x 315	206	42.0	B	296.94
** 400 x 355	206	21.0	B	296.94

\* PN 10 \*\* PN 5



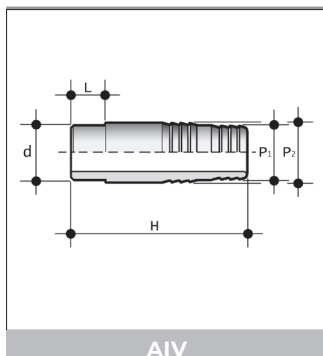
CIV

 AFSLUITKAPPEN  
 BOUCHONS  
 END CAPS

Lijmmof.  
 Côté femelle à coller.  
 Socket for solvent welding.

d	L	H	E	€/ST/PC
12	12	14	16	1.53
16	14	16	20	1.20
20	16	23	28	1.24
25	19	27	34	1.53
32	22	31	41	1.57
40	26	36	51	2.14
50	31	43	62	3.56
63	38	51	77	4.38
75	44	59	91	11.73
90	51	69	110	14.95
110	61	85	133	22.31
125	69	99	147	63.27
140	76	108	164	65.40
160	86	128	192	84.57
* 200	106	168	229	134.74
* 225	119	163	260	229.01

\* PN 10



AIV

 SLANGPILAREN  
 EMBOUTS CANNELES  
 HOSE ADAPTORS

PN 16

Uitwendige lijmaansluiting.  
 Bout mâle à coller.  
 Spigot for solvent welding.

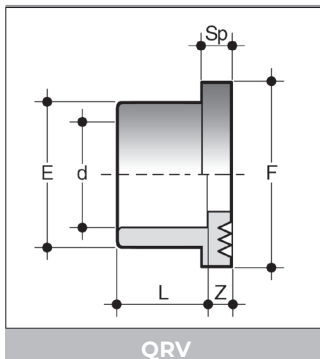
d x P <sub>2</sub> x P <sub>1</sub>	L	H	€/ST/PC
*10 x 6	-	51	3.53
*10 x 8	-	51	2.91
*12 x 6	-	51	3.80
*16 x 8	-	57	4.57
12 x 14 x 12	12	56	1.20
16 x 18 x 16	14	60	1.57
20 x 22 x 20	16	67	1.77
25 x 27 x 25	19	81	2.14
32 x 32 x 30	22	97	2.42
40 x 42 x 40	26	104	3.36
50 x 52 x 50	31	111	4.91
63 x 64 x 60	38	123	7.24

\* niet conform tekening / pas selon dessin / not according to drawing



lijmfittings  
raccords à coller  
fittings for solvent welding

PVC



KRAAGBUSSEN GERILD  
COLLETS A FACE STRIÉE  
STUBS WITH SERRATED FACES

Met lijmmof.  
Un côté femelle à coller.  
Socket for solvent welding.

d	L	Z	Sp	E	F	€/ST/PC
<sup>(1)</sup> 20	16	3.5	7	27	34	<b>1.46</b>
<sup>(1)</sup> 25	19	3.0	7	33	41	<b>1.86</b>
<sup>(1)</sup> 32	22	3.0	7	41	50	<b>1.86</b>
<b>40</b>	26	3.0	8	50	61	<b>2.70</b>
<b>50</b>	31	3.0	8	61	73	<b>3.79</b>
<b>63</b>	38	3.0	9	76	90	<b>6.67</b>
<b>75</b>	44	3.0	10	90	105	<b>9.74</b>
<b>90</b>	51	5.0	10	108	125	<b>11.63</b>
<b>110</b>	61	4.0	12	131	150	<b>15.31</b>
<b>125</b>	69	5.0	13	147	168	<b>34.08</b>
<b>140</b>	76	5.0	14	165	188	<b>34.59</b>
<b>160</b>	86	4.5	16	188	212	<b>37.26</b>
<b>180</b>	93	8.0	15	201	247	<b>84.79</b>
<b>200</b>	106	5.5	18	230	254	<b>64.91</b>
<b>225</b>	119	5.5	25	245	273	<b>86.23</b>
<b>250</b>	131	8.5	20	270	306	<b>135.96</b>
<b>*280</b>	147	14.5	32	307	327	<b>163.18</b>
<b>*315</b>	165	16.0	32	346	377	<b>183.58</b>
<b>**355</b>	184	8.0	30	386	413	<b>308.91</b>
<b>**400</b>	206	12.0	30	430	483	<b>373.96</b>
<b>**450</b>	155	8.0	30	487	540	<b>386.98</b>
<b>**500</b>	153	8.0	31	532	574	<b>401.93</b>

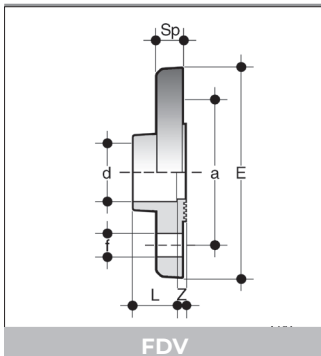
<sup>(1)</sup> vlakke kraagbus / collet à face plat / flat stub - QPV

\* PN 10 \*\* PN 4



lijmfittings  
raccords à coller  
fittings for solvent welding

PVC



LIJMFLENZEN  
BRIDES A COLLER  
SOCKET WELDING FLANGES

**Boring : PN 10-16, DIN 8063**

Max. toegelaten druk / Max. pression permise / Max. permitted pressure : 10 bar

Dichtingen : zie hoofdstuk 7.

Joints : voir chapitre 7.

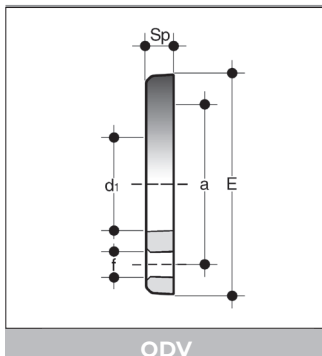
Seals : see chapter 7.

d	E	a	L	Z	f	Sp	€/ST/PC
<b>25</b>	105	75	19	4.5	14	12	<b>7.24</b>
<b>32</b>	115	85	22	4.5	14	14	<b>10.52</b>
<b>40</b>	140	100	26	4.5	18	15	<b>11.88</b>
<b>50</b>	150	110	31	4.5	18	16	<b>14.50</b>
<b>63</b>	163	125	38	4.5	18	18	<b>15.92</b>
<b>75</b>	185	145	44	5.0	18	19	<b>25.86</b>
<b>90</b>	200	160	51	7.0	18	20	<b>29.96</b>
<b>110</b>	220	180	61	8.0	18	22	<b>34.03</b>



lijmfittings  
raccords à coller  
fittings for solvent welding

PVC



OVERSCHUIFFLENZEN  
BRIDES LIBRES  
BACKING FLANGES

**Boring : PN 10, DIN 8063**

Max. toegelaten druk / Max. pression permise / Max. permitted pressure : 10 bar

Voor kraag QGV, QRV.  
Pour collets QGV, QRV.  
For collar QGV, QRV.

PP-GFK overschuiffenzen in glasvezelversterkt PP met stalen kern : zie hoofdstuk flenzen.  
Brides libres en PP renforcé de fibres de verre avec noyau en acier : voir chapitre brides.  
Backing flanges made out of fibreglass reinforced PP, with steel insert : see chapter flanges.

d	E	d1	a	Sp	f	n	€/ST/PC
20	96	28	65	11	14	4	4.00
25	107	34	75	12	14	4	4.82
32	117	42	85	14	14	4	5.36
40	143	51	100	15	18	4	6.21
50	153	62	110	16	18	4	7.17
63	168	78	125	18	18	4	8.32
75	188	92	145	19	18	4	10.66
90	203	109	160	20	18	8	12.62
110	222	132	180	22	18	8	15.04
125	250	149	210	26	18	8	21.13
140	251	166	210	26	18	8	22.28
160	290	189	240	29	22	8	26.35
180	318	203	270	32	22	8	71.72
200	340	235	295	30	22	8	60.96
225	340	252	295	30	22	8	88.26
250	396	278	350	34	22	12	107.48
280	396	309	350	35	22	12	127.29
315	465	349	400	40	22	12	141.48
*355	511	388	460	34	22	16	228.40
*400	572	438	515	34	25	16	251.05

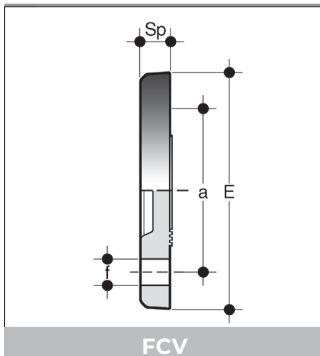
\* PN 4

n : aantal gaten / nombre de trous / number of holes.



lijmfittings  
raccords à coller  
fittings for solvent welding

PVC



BLINDFLENZEN  
BRIDES PLEINES  
BLIND FLANGES

**Boring : PN 10, DIN 8063**

Max. toegelaten druk / Max. pression permise / Max. permitted pressure : 10 bar

D	E	a	Sp	f	n	€/ST/PC
25	105	75	12	14	4	8.63
32	115	85	14	14	4	12.32
40	141	100	15	18	4	14.68
50	150	110	16	18	4	16.43
63	165	125	18	18	4	19.84
75	186	145	19	18	4	25.16
90	201	160	20	18	8	29.04
110	221	180	22	18	8	36.91
140	258	210	28	18	8	64.05
160	285	240	28	22	8	93.61
*180	318	270	30	22	8	119.48
*200/225	345	295	30	22	8	120.55

n : aantal gaten / nombre de trous / number of holes.

\* PN 4